

The SUPRA range



Manual and automated assembly are both possible.

High-strength bolt, designed and manufactured by Mikalor specifically for the Supra range in 8.8 strength steel.

Revolutionary design which prevents nuts and trunnions from becoming dislodged.

Three or four spot-welds with protuberances guarantee an excellent response when high torque ratings are applied.

The swivelling bridge allows Supra Clamps to be opened up completely and helps to avoid deformation of the clamp during assembly.

All Supra Clamps are marked with the application range, material and the Mikalor logo.

Compliant with the DIN 3017-3 norm and with the directive EU 2002/95/EC.



Bevelled band edges to avoid damage to the hose or tube.



W2

SUPRA W2 Hose Clamp AISI 430 Stainless Steel

Due to its revolutionary swivelling bridge, Supra W2 can be mounted in the most awkward applications without having to remove the hose. It can be opened and fastened again when in place without dislodging any other parts of the clamp, making assembly much easier.

The high-strength bolt designed and manufactured by Mikalor specifically for this clamp, together with the captive nut and spacer system allow you to clamp the most demanding of hose assemblies. This is the clamp of choice for professionals in the industrial hose, automotive and agricultural machinery sectors as well as in all industrial applications where an outstanding and above all reliable heavy-duty clamp is required. The Supra W2 clamp complies fully with the directive EU 20032/95/EC.

** Special dimensions can be manufactured on request.*

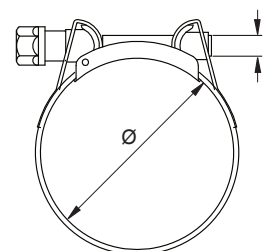
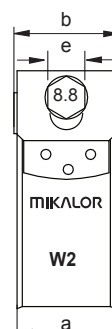
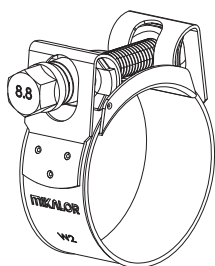
** The maximum application pressure can vary depending on the type of hose used and the geometry of the coupling.*

Application Ø									
mm	Part n°	r	e	a	b	Maximum values		Box Quantity (MOQ)	Outer Packing
						Torque (Nm)	Pressure(Bars)		
17-19	0301901-2	M6	8	18 ⁺⁰²	19,8	10	45	50	400
19-21	0301902-0	M6	8	18 ⁺⁰²	19,8	10	45	50	400
21-23	0301903-9	M6	8	18 ⁺⁰²	19,8	10	45	50	400
23-25	0301904-7	M6	8	18 ⁺⁰²	19,8	10	45	50	400
25-27	0301905-5	M6	8	18 ⁺⁰²	19,8	10	45	50	400
27-29	0301906-3	M6	8	18 ⁺⁰²	19,8	10	45	50	200
29-31	0301907-1	M7	10	20 ⁺⁰³	22	13	40	50	50
31-34	0301908-0	M7	10	20 ⁺⁰³	22	13	40	50	50
34-37	0301909-8	M7	10	20 ⁺⁰³	22	13	40	50	50
37-40	0301910-0	M7	10	20 ⁺⁰³	22	13	40	50	50
40-43	0301911-9	M7	10	20 ⁺⁰³	22	13	40	50	50
43-47	0301912-7	M7	10	20 ⁺⁰³	22	16	36	50	50
47-51	0301913-5	M7	10	20 ⁺⁰³	22	16	36	50	50
51-55	0301914-3	M7	10	20 ⁺⁰³	22	16	36	25	25
55-59	0301915-1	M7	10	20 ⁺⁰³	22	16	36	25	25
59-63	0301916-0	M7	10	20 ⁺⁰³	22	16	36	25	25
63-68	0301917-8	M7	10	20 ⁺⁰³	22	16	36	25	25
68-73	0301918-6	M8	13	25 ⁺⁰⁴	27,5	30	28	25	25
73-79	0301919-4	M8	13	25 ⁺⁰⁴	27,5	30	28	25	25
79-85	0301920-7	M8	13	25 ⁺⁰⁴	27,5	30	28	25	25
85-91	0301921-5	M8	13	25 ⁺⁰⁴	27,5	30	20	25	25
91-97	0301922-3	M8	13	25 ⁺⁰⁴	27,5	30	20	25	25
97-104	0301923-1	M8	13	25 ⁺⁰⁴	27,5	30	20	25	25
104-112	0301924-0	M8	13	25 ⁺⁰⁴	27,5	30	12	25	25

Application Ø									
mm	Part n°	r	e	a	b	Maximum values		Box Quantity (MOQ)	Outer Packing
						Torque (Nm)	Pressure (Bars)		
112-121	0301925-8	M8	13	25 ⁺⁰⁴	27,5	30	12	25	25
121-130	0301926-6	M8	13	25 ⁺⁰⁴	27,5	30	12	25	25
130-140	0301927-4	M10	15	28 ⁺⁰⁴	31	45	9	10	10
140-150	0301928-2	M10	15	28 ⁺⁰⁴	31	45	9	10	10
150-162	0301929-0	M10	15	28 ⁺⁰⁴	31	45	9	10	10
162-174	0301930-3	M10	15	28 ⁺⁰⁴	31	45	6	10	10
174-187	0301931-1	M10	15	28 ⁺⁰⁴	31	45	6	10	10
187-200	0301932-0	M10	15	28 ⁺⁰⁴	31	45	6	10	10
200-213	0301933-8	M10	15	28 ⁺⁰⁴	31	45	3	10	10
213-226	0301934-6	M10	15	28 ⁺⁰⁴	31	45	3	10	10
226-239	0301935-4	M10	15	28 ⁺⁰⁴	31	45	3	10	10
239-252	0301936-2	M10	15	28 ⁺⁰⁴	31	45	3	10	10
252-265	0301937-0	M10	15	28 ⁺⁰⁴	31	45	3	10	10
265-278	0301947-7	M10	15	28 ⁺⁰⁴	31	45	3	10	10
278-291	0301939-2	M10	15	28 ⁺⁰⁴	31	45	3	10	10
291-304	0301940-3	M10	15	28 ⁺⁰⁴	31	45	3	10	10
304-317	0301941-1	M10	15	28 ⁺⁰⁴	31	45	3	10	10
317-330	0301948-5	M10	15	28 ⁺⁰⁴	31	45	3	10	10
330-343	0301942-2	M10	15	28 ⁺⁰⁴	31	45	3	10	10
343-356	0301943-3	M10	15	28 ⁺⁰⁴	31	45	3	10	10
356-369	0301944-4	M10	15	28 ⁺⁰⁴	31	45	3	10	10
369-382	0301945-5	M10	15	28 ⁺⁰⁴	31	45	3	10	10
382-395	0301949-9	M10	15	28 ⁺⁰⁴	31	45	3	10	10
395-408	0301950-0	M10	15	28 ⁺⁰⁴	31	45	3	10	10

* It is recommended to apply 75% of the maximum values contained in the table.

TECHNICAL INFORMATION	
MATERIAL	BAND AND BRIDGE: STAINLESS STEEL X6CR17 AISI-430 SCREW: STEEL Øst 34-3 (DIN 1.0213) 8.8 grade steel
FINISH	STAINLESS STEEL
CORROSION RESISTANCE	72 HOURS SALT SPRAY (ASTM B-117)
MAXIMUM TIGHTENING SPEED (RPM)	540 ±5





W4

SUPRA W4 Hose Clamp AISI 304 Stainless Steel

Due to its revolutionary swiveling bridge, Supra W4 can be mounted in the most awkward applications without having to remove the hose. It can be opened and fastened again when in place without dislodging any other parts of the clamp, making assembly much easier.

The high-strength bolt designed and manufactured by Mikalor specifically for this clamp, together with the captive nut and spacer system allow you to clamp the most demanding of hose assemblies. This top of the range heavy-duty clamp is ideal for marine applications and the foodstuffs industry, as well as for countless industrial applications where AISI 304 stainless steel is specified. The Supra W4 clamp complies fully with the Directive EU 20032/95/EC.

** Special dimensions can be manufactured on request.*

** The maximum application pressure can vary depending on the type of hose used and the geometry of the coupling.*

Application Ø									
mm	Part n°	r	e	a	b	Maximum values		Box Quantity (MOQ)	Outer Packing
						Torque (Nm)	Pressure (Bars)		
17-19	0301301-6	M6	8	18 ⁺⁰²	19,8	10	40	50	400
19-21	0301302-4	M6	8	18 ⁺⁰²	19,8	10	40	50	400
21-23	0301303-2	M6	8	18 ⁺⁰²	19,8	10	40	50	400
23-25	0301304-0	M6	8	18 ⁺⁰²	19,8	10	40	50	400
25-27	0301305-9	M6	8	18 ⁺⁰²	19,8	10	40	50	400
27-29	0301306-7	M6	8	18 ⁺⁰²	19,8	10	40	50	200
29-31	0301307-5	M7	10	20 ⁺⁰³	22	12	35	50	50
31-34	0301308-3	M7	10	20 ⁺⁰³	22	12	35	50	50
34-37	0301309-1	M7	10	20 ⁺⁰³	22	12	35	50	50
37-40	0301310-4	M7	10	20 ⁺⁰³	22	12	35	50	50
40-43	0301311-2	M7	10	20 ⁺⁰³	22	12	35	50	50
43-47	0301312-0	M7	10	20 ⁺⁰³	22	12	35	50	50
47-51	0301313-9	M7	10	20 ⁺⁰³	22	16	30	50	50
51-55	0301314-7	M7	10	20 ⁺⁰³	22	16	30	25	25
55-59	0301315-5	M7	10	20 ⁺⁰³	22	16	30	25	25
59-63	0301316-3	M7	10	20 ⁺⁰³	22	16	30	25	25
63-68	0301317-1	M7	10	20 ⁺⁰³	22	16	30	25	25
68-73	0301318-0	M8	13	25 ⁺⁰⁴	27,5	30	20	25	25
73-79	0301319-8	M8	13	25 ⁺⁰⁴	27,5	30	20	25	25
79-85	0301320-0	M8	13	25 ⁺⁰⁴	27,5	30	20	25	25
85-91	0301321-9	M8	13	25 ⁺⁰⁴	27,5	30	15	25	25
91-97	0301322-7	M8	13	25 ⁺⁰⁴	27,5	30	15	25	25
97-104	0301323-5	M8	13	25 ⁺⁰⁴	27,5	30	15	25	25
104-112	0301324-3	M8	13	25 ⁺⁰⁴	27,5	30	10	25	25

Application Ø									
mm	Part n°	r	e	a	b	Maximum values		Box Quantity (MOQ)	Outer Packing
						Torque (Nm)	Pressure (Bars)		
112-121	0301325-1	M8	13	25 ⁺⁰⁴	27,5	30	10	25	25
121-130	0301326-0	M8	13	25 ⁺⁰⁴	27,5	30	10	25	25
130-140	0301327-8	M10	17	28 ⁺⁰⁴	31	45	6	10	10
140-150	0301328-6	M10	17	28 ⁺⁰⁴	31	45	6	10	10
150-162	0301329-4	M10	17	28 ⁺⁰⁴	31	45	6	10	10
162-174	0301330-7	M10	17	28 ⁺⁰⁴	31	45	3	10	10
174-187	0301331-5	M10	17	28 ⁺⁰⁴	31	45	3	10	10
187-200	0301332-3	M10	17	28 ⁺⁰⁴	31	45	3	10	10
200-213	0301333-1	M10	17	28 ⁺⁰⁴	31	45	3	10	10
213-226	0301334-0	M10	17	28 ⁺⁰⁴	31	45	3	10	10
226-239	0301335-8	M10	17	28 ⁺⁰⁴	31	45	3	10	10
239-252	0301336-6	M10	17	28 ⁺⁰⁴	31	45	3	10	10
252-265	0301337-4	M10	17	28 ⁺⁰⁴	31	45	3	10	10
265-278	0301339-0	M10	17	28 ⁺⁰⁴	31	45	3	10	10
278-291	0301342-2	M10	17	28 ⁺⁰⁴	31	45	3	10	10
291-304	0301343-3	M10	17	28 ⁺⁰⁴	31	45	3	10	10
304-317	0301344-4	M10	17	28 ⁺⁰⁴	31	45	3	10	10
317-330	0301340-3	M10	17	28 ⁺⁰⁴	31	45	3	10	10
330-343	0301345-5	M10	17	28 ⁺⁰⁴	31	45	3	10	10
343-356	0301346-6	M10	17	28 ⁺⁰⁴	31	45	3	10	10
356-369	0301347-7	M10	17	28 ⁺⁰⁴	31	45	3	10	10
369-382	0301348-8	M10	17	28 ⁺⁰⁴	31	45	3	10	10
382-395	0301349-9	M10	17	28 ⁺⁰⁴	31	45	3	10	10
395-408	0301350-0	M10	17	28 ⁺⁰⁴	31	45	3	10	10

* It is recommended to apply 75% of the maximum values contained in the table.

* Special dimensions can be manufactured on request.

TECHNICAL INFORMATION	
MATERIAL	BAND AND BRIDGE: STAINLESS STEEL X5CrNi18010 AISI-304 SCREW: STAINLESS STEEL AISI-304
FINISH	STAINLESS STEEL
CORROSION RESISTANCE	400 HOURS SALT SPRAY (ASTM B-117)
MAXIMUM TIGHTENING SPEED (RPM)	540 ±5

